

# ACCOMMODATING INFLATION

2019 turned out to be a fantastic year for risk takers, and even for those heavily invested in bonds. The regularly touted impending recession once again failed to materialize, and the U.S. Federal Reserve moved from tightening policy to cutting rates and growing its balance sheet once again. The bond market was signaling last summer that monetary policy was too tight (as the yield curve inversion in the chart below illustrates), and the Fed's resulting pivot has led to a steepening of the curve that indicates investors' increased confidence in the economic outlook. It is also a result of investors increasingly seeking inflation protection, including through purchasing inflation-protected securities (see Interest Rate section). We think this concern is premature. Global inflation measures remain restrained, and U.S. average hourly earnings gains slowed in December to just 2.9% despite an official unemployment rate of 3.5%.

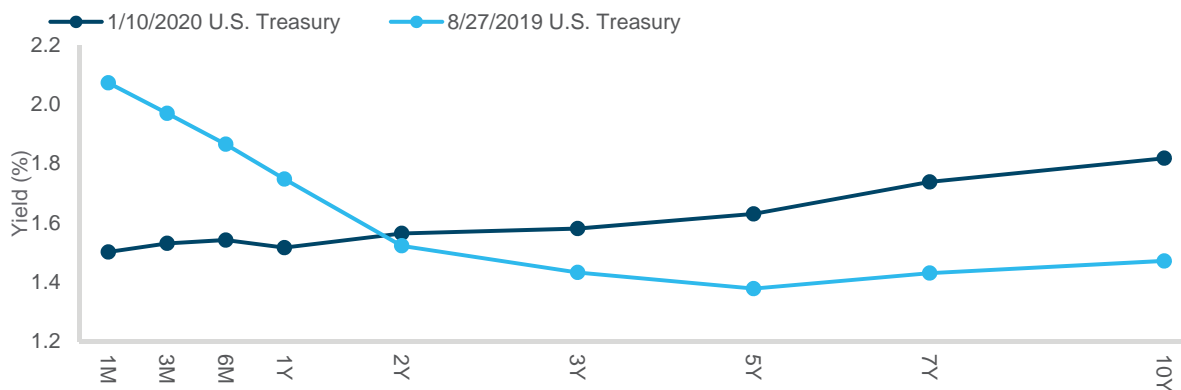
Our base case outlook now includes a theme, Structural Monetary Accommodation, that captures our view that global central banks will tolerate inflation above their 2% target levels since it has run well below for so long. But monetary policy alone will not reignite inflation; low interest rates haven't materially boosted aggregate demand and technology will continue to bolster supply in many parts of the economy. So the primary outcome of the structural accommodation will be continued low

interest rates and support for current risk asset valuations. We predict the potential fiscal stimulus in Europe will not be sufficient to offset the slowing fiscal thrust in the U.S., and as a result do not expect organic economic growth to accelerate meaningfully.

Geopolitical risks remain front and center, but have mostly settled down over the last year. The U.S. and China are reportedly set to sign the "Phase 1" trade deal in mid-January, and the U.K. looks set to exit the European Union at the end of the month. Increased tension between Iran and the U.S., including the killing of General Qasem Soleimani and the subsequent bombing of U.S. military facilities, hasn't sustainably increased oil prices nor risk premiums. The stage was set for 2019's strong returns by the significant sell-off in the fourth quarter of 2018. Similarly, the strong returns of 2019 reduce the magnitude of potential gains in risk assets this year. So while we have more tempered expectations across most markets, we think the outlook for risk-taking remains constructive. In this environment, our favored asset classes remain U.S. equities, high-yield bonds, and global real estate and global listed infrastructure. Please refer to our 2020 Outlook piece, "Everything in Moderation," for further details on our expectations for financial markets this year.

## RIGHT SIDE UP

Easier Fed policy has helped restore the yield curve to a healthier upward slope.



Source: Northern Trust Global Asset Allocation, Bloomberg.

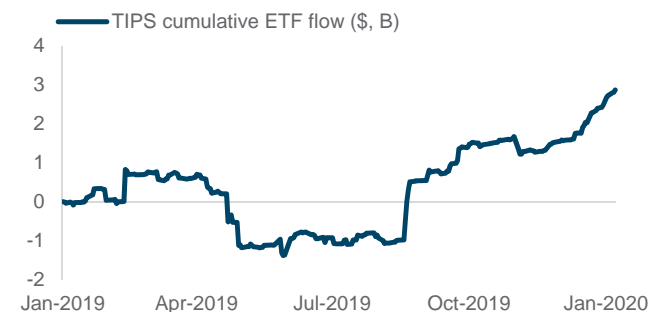
## Interest Rates

Interest rates fell for most of 2019, forcing the Fed to cut rates three times. The 10-year Treasury yield bottomed out at 1.45% before ending the year at 1.92%. This took the yield curve out of inversion, ending the year with 0.35% of steepness. This steepness was driven by reduced geopolitical tensions between the U.S. and China as well as stabilized global economic growth. Also helping to steepen the yield curve were signs from the Fed that rates would remain on hold throughout 2020, even should inflation move higher and above their 2% target.

With the Fed entertaining the idea of letting inflation run above its 2% target, interest in U.S. inflation-linked bonds has climbed. Large investment firms and fund managers have increased allocations to Treasury Inflation-Protected Securities (TIPS) vehicles, reflecting the growing desire for instruments that are indexed to inflation to provide a hedge should inflation take hold. Since August of 2019, there has been \$2.3 billion of inflows into eight of the largest TIPS Exchange-Traded Funds (ETFs), which total \$43.8 billion of assets. We remain skeptical. While the Fed is willing to allow inflation to run hot, many structural forces are keeping inflation under control. We remain underweight inflation-linked bonds in our global policy model.

## INFLATION BETS INCREASING

Flows into TIPS ETFs have accelerated recently.



Source: Northern Trust Global Asset Allocation, Bloomberg. TIPS represent Treasury Inflation-Protected Securities. Data from 1/2/2019 – 1/8/2020.

- Interest rates have moved higher off 2019 lows.
- Higher inflation expectations have contributed to the rise.
- We remain underweight inflation linked bonds in the global policy model.

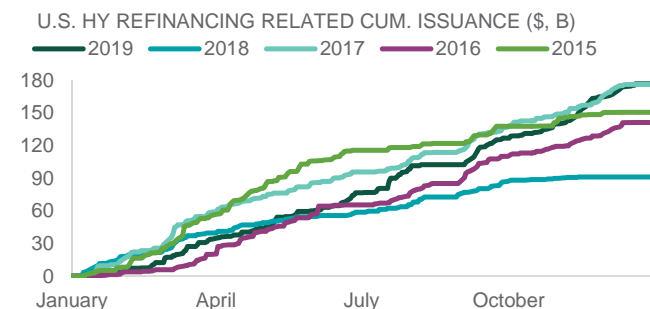
## Credit Markets

A global rates rally and spread tightening drove the strong high-yield returns of 2019. Higher-quality securities led returns as macroeconomic concerns dominated the year until abating in the 4th quarter. While energy defaults drove the default rate higher, hampering returns, other sectors saw low default activity and double-digit returns. Significant inflows and a lack of net new supply also supported returns. In search of higher yields, global investors poured \$26 billion into the asset class. High-yield supply increased by 56% from a depressed level in 2018, but refinancing activity also increased to its highest level in the past five years (see chart), reducing the net impact.

The low-rate environment incentivized management teams to refinance outstanding issues at a lower cost of debt. The reduction in rates allows issuers to access the capital market, improving corporate balance sheets through reduced interest expense and reducing the maturity wall to be financed by the high-yield market. Against a backdrop of lower expectations for new issuance and prospects for stable monetary policy and corporate fundamentals, there is evidence to support a constructive stance toward high-yield valuations in the year ahead.

## NEW SUPPLY REPLACING OLD

High yield refinancing was its highest in five years.



Source: Northern Trust Global Asset Allocation, Credit Suisse.

- Increased high-yield supply included notable refinancing.
- Fundamentals remain sound and demand is high.
- High yield remains our largest tactical overweight in the global policy model.

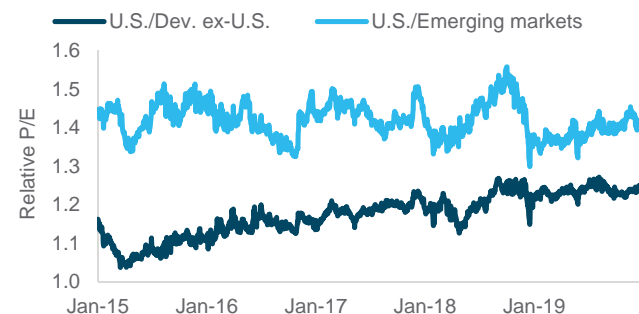
## Equities

Global equities finished the year strong, adding to already impressive gains. Driven by increased optimism regarding U.S.-China relations due to the announcement of a “Phase 1” trade agreement, emerging markets (EM) led the pack for the month. U.S. markets significantly outperformed in 2019, but given comparatively better earnings performance (flat in the U.S. vs. down elsewhere), the valuation premium of U.S. equities relative to the rest of the world remained largely unchanged.

Valuations increased materially in 2019. U.S. markets trade at a notable premium to non-U.S. markets, and may at first glance indicate that U.S. equities are relatively expensive. However, if we correct for higher historical valuation multiples (see chart), sector weight differences and profit margins, the valuation gap is narrower than indicated. Even more, in the absence of a recession and/or a pronounced rise in inflation (enabling continued accommodative global monetary policy), we expect valuation multiples to remain stable. That means earnings growth and dividends will likely be the main drivers of equity returns, giving us high single-digit return expectations across the globe.

## JUSTIFIED PREMIUMS

U.S. stocks have always demanded higher valuations.



Source: Northern Trust Global Asset Allocation, Bloomberg. Indices used: S&P 500, MSCI World ex-U.S., and MSCI Emerging Markets. Forward P/E is used.

- Equity valuations moved higher throughout 2019.
- U.S. stocks have maintained their valuation premium.
- We remain overweight U.S. equities as their valuation premium is deserved in the current environment.

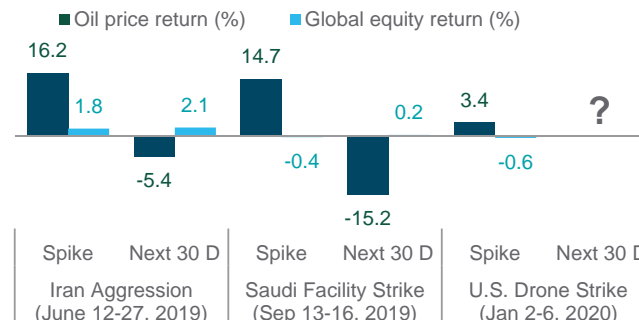
## Real Assets

Oil markets don't impact the economy or global equity markets like they used to. It's not that we don't continue to have oil price shocks. We do. In fact, we have had three geopolitically induced oil price spikes in the last 12 months. The first was Iranian aggression (attacks on oil tankers and a U.S. drone shot down in response to oil sanctions) in June. The second was the strike on a Saudi oil facility that temporarily took 5% of global oil production offline. Finally, there was the assassination of Iranian Major General Qasem Soleimani. However, these price shocks: 1) proved to be short-lived (given a more diversified global oil supply) and; 2) have had little impact on global equity markets. The chart shows the price changes of oil and global equities during the oil price shock and over the ensuing 30 days. Oil prices have generally retreated notably after the initial surge, while global equity prices are barely bothered at all.

Driven by an expectation for continued slow economic growth and supported by reduced sensitivity to geopolitical events, we have maintained our slight underweight to natural resources. Instead, we prefer global real estate and listed infrastructure in order to take advantage of what we expect to be an extended period of low interest rates.

## OIL'S REDUCED ROLE

Oil price spikes don't affect investors like they used to.



Source: Northern Trust Global Asset Allocation, Bloomberg. Global equity return represented by MSCI ACWI Index. Oil price returns are generic 1<sup>st</sup> crude oil future.

- The recent oil price shock came and went quickly.
- Oil prices have become a less-important economic variable.
- We prefer interest rate sensitive assets – global real estate and infrastructure – over natural resources.

## BASE CASE

### Fundamentals vs Geopolitics

Resilient economic data, especially in the U.S., has helped support financial markets and reduce investor concerns about possible recession. However, a number of geopolitical uncertainties have the potential to weigh on investor sentiment. TAA continues to favor “less-risky” risk assets.

### Structural Monetary Accommodation

Major central banks globally will maintain current accommodative policy for the foreseeable future (even in the face of some above-target inflation). Central banks will also be more willing to cut interest rates/increase accommodation should geopolitical events pressure the economy or financial markets.

## RISK CASES

### U.S. Election Clairvoyance

Investors fully expect a highly competitive, down-to-the-wire 2020 election cycle. Events that solidify the expected outcome sooner will likely cause significant shifts in asset prices and flows.

### China Damage Already Done

Tariff effects that prove to be more permanent (e.g. companies moving production) combined with existing stresses (excessive credit), materially impairing China’s economic growth trajectory.

## Southeastern Trust Company

*For more information:*

Nicholas van der Meer  
*Portfolio Manager*  
nvandermeer@setrustco.com

Drew Echternach  
*Investment Analyst*  
dechternach@setrustco.com

www.setrustco.com  
1-423-308-6495

## INVESTMENT PROCESS

The asset allocation process develops both long-term (strategic) and shorter-term (tactical) recommendations. The strategic returns are developed using five-year risk, return and correlation projections to generate the highest expected return for a given level of risk. The objective of the tactical recommendations is to highlight investment opportunities during the next 12 months where the Investment Policy Committee sees either increased opportunity or risk.

The asset allocation recommendations are developed through the Tactical Asset Allocation, Capital Markets Assumptions and Investment Policy Committees.

Past performance is no guarantee of future results. Returns of the indexes also do not typically reflect the deduction of investment management fees, trading costs or other expenses. It is not possible to invest directly in an index. Indexes are the property of their respective owners, all rights reserved. This newsletter is provided for informational purposes only and does not constitute an offer or solicitation to purchase or sell any security or commodity. Any opinions expressed herein are subject to change at any time without notice. Information has been obtained from sources believed to be reliable, but its accuracy and interpretation are not guaranteed.

Northern Trust Asset Management comprises Northern Trust Investments, Inc., Northern Trust Global Investments Limited, Northern Trust Global Investments Japan, K.K., NT Global Advisors, Inc. and investment personnel of The Northern Trust Company of Hong Kong Limited and The Northern Trust Company.

ViewPoints reflects data as of 1/13/2020.

Powered by



©2020. All Rights Reserved.